

VEICHI

SD900 Series Advanced Universal Servo System



VEICHI

Suzhou Veichi Electric Co.,Ltd.

No.1888 Songwei Road, Guoxiang Street, Wuzhong Economic and Technological Development Zone, Suzhou, Jiangsu Province, China.

Tel:+86-512-6617 1988 Fax:+86-512-6617 3610

Facebook: <https://www.facebook.com/veichigroup>

WhatsApp:+86-138 2881 8903 <https://www.veichi.com>



Official Website

*Version: Y6/2-06

Information in this manual is subject to change without notice.
Copyright © Veichi Electric. All rights reserved. Unauthorized reproduction prohibited.

Stock Code: 688698

About Us



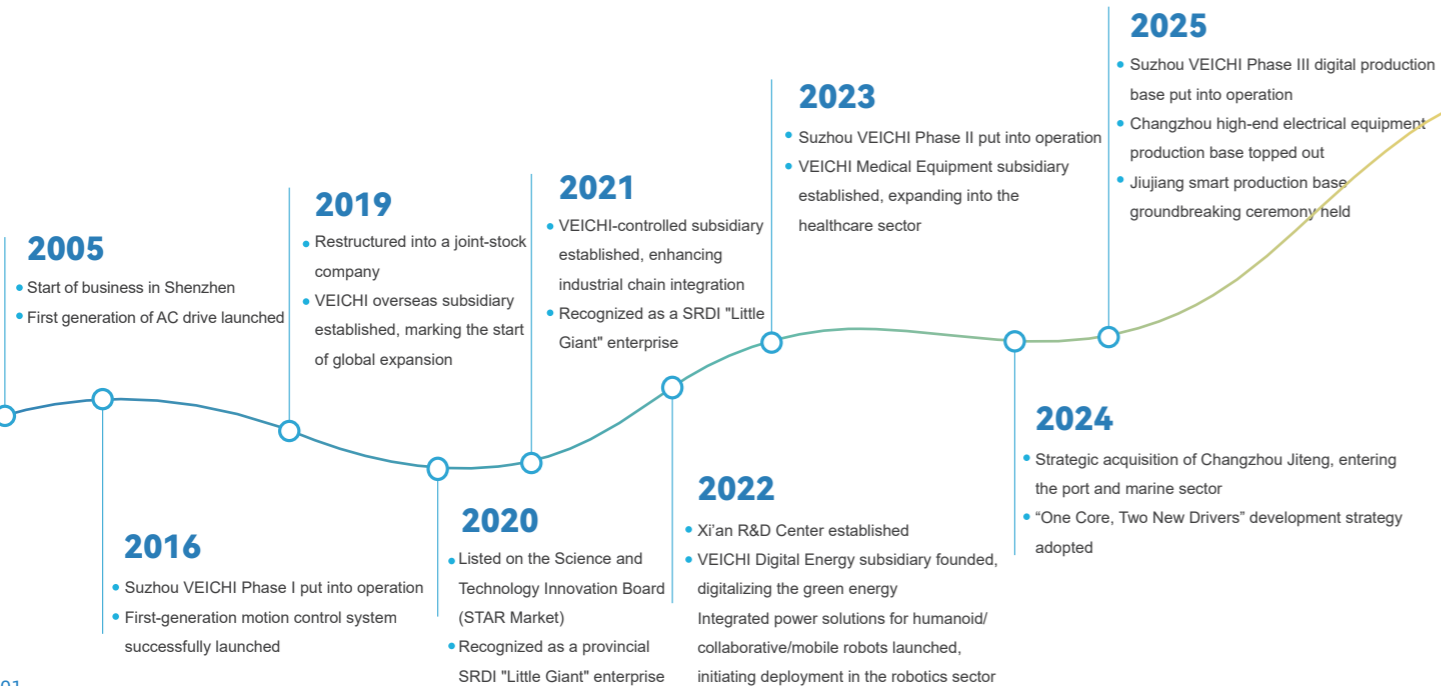
VEICHI Electric (Stock Code: 688698) has been dedicated to electric drives and industrial control since its establishment. As a high-tech enterprise integrating R&D, manufacturing, and sales of industrial automation products, VEICHI is committed to becoming a leading global provider of smart industry and green energy solutions. With R&D centers in Suzhou, Shenzhen, and Xi'an, manufacturing bases in Suzhou, Changzhou, and Jiujiang, and wholly owned subsidiaries overseas, VEICHI serves customers in multiple countries and regions by delivering competitive, safe, and reliable products and services.

Guided by its "One Core, Two New Drivers" strategy, VEICHI takes industrial automation as its core business, with a product portfolio covering AC drives, servo systems, and control systems. Its solutions are widely used in heavy industry, light industry, high-end equipment, and other sectors, helping manufacturers accelerate digital and intelligent transformation with scenario-based solutions. At the same time, VEICHI is actively developing two new growth drivers: embodied intelligence and green energy. In embodied intelligence, the company provides competitive, self-developed core actuator solutions for humanoid robots, collaborative robots, and mobile robots. In green energy, VEICHI is deepening its presence in photovoltaics, energy storage, hydrogen energy, and other application scenarios, committed to "connecting every device to green power." This creates a synergistic growth model in which its core business and new growth drivers reinforce each other.

Through long-term independent R&D and continuous innovation, VEICHI has built a strong portfolio of proprietary technologies and patents. Its core capabilities include motor vector control, silicon carbide applications, high-frequency injection control, motor parameter identification, motor protection, flying-start control, high-speed field weakening, V/F scalar control, high-density water-cooling design, and IGBT drive protection. As of December 31, 2025, VEICHI had been granted 239 patents, including 70 invention patents.

Over more than two decades of steady development, VEICHI has earned recognition from national and industry authorities, including honors such as High-Tech Enterprise, Postdoctoral Research Workstation, Jiangsu Engineering Technology Research Center, Jiangsu Provincial Enterprise Technology Center, and Jiangsu Industrial Internet Development Demonstration Enterprise — Benchmark Factory.

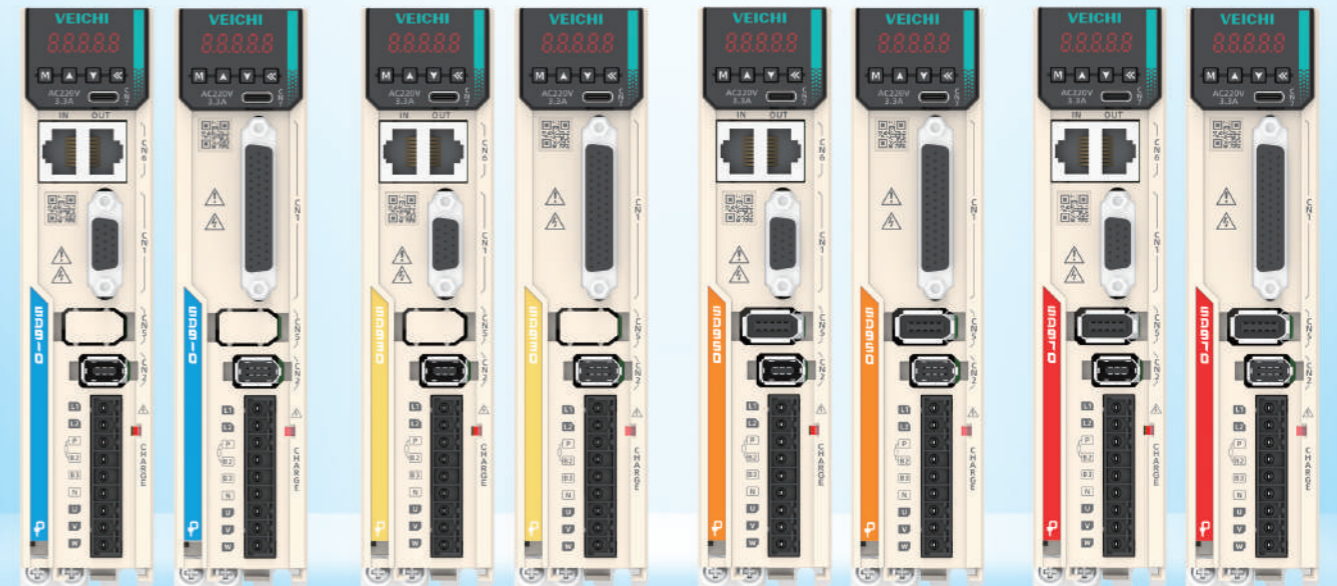
Looking ahead, VEICHI will continue to uphold its mission of "Driving Smart Industry, Co-creating a Green Future." The company will further advance key core technologies, accelerate product innovation, and expand into high-performance, high-quality, and high-reliability applications, contributing to the development of smart industry and green energy worldwide.



SD900

Servo System

UPGRADED




General
SD910

Standard
SD930

Full-featured
SD950

Direct Drive
SD970
(Coming Soon)

6 Advantages



SD900 Series

Versatile Compatibility

Asynchronous, synchronous, and direct-driven motors compatibility



High-performance Engine

Speed ripple compensation @3.5kHz bandwidth



Full Certification

CE, UL, EAC certification compliance



Trustworthy Safety

Dynamic Brake (DB) and STO

Intelligent Convenience

Black box, Wi-Fi debugging, and one-touch auto-tuning

Comprehensive Features

Full-closed loop and gantry sync flying vision

Advantage Description

All-purpose Drive

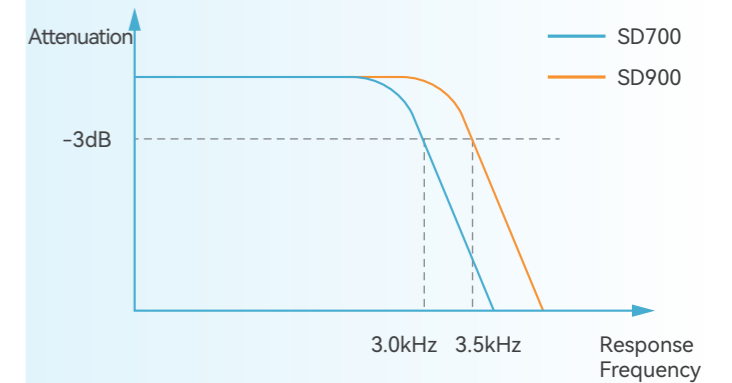
Asynchronous, synchronous, direct-driven motors compatibility.



Robust Performance

3.5kHz speed loop bandwidth enabling higher efficiency in high-precision, high-response applications like semiconductor packaging inspection, precision engraving, and laser cutting.

Note: Speed loop bandwidth is a core performance metric for drives, indicating the fastest speed frequency to which the drive can respond.

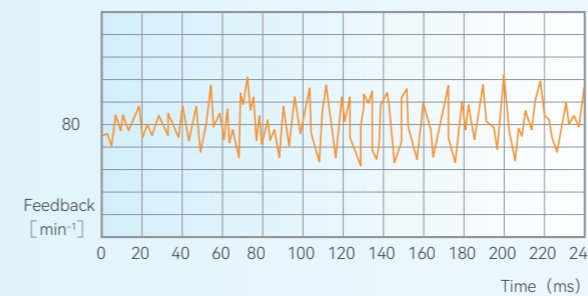


Speed Ripple Compensation

New speed ripple compensation algorithm for smoother speed performance.

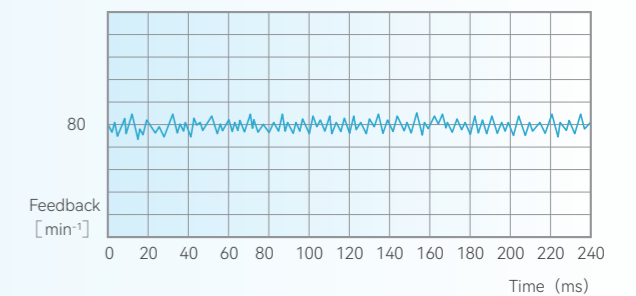
SD700

Speed ripple leads to compromised machining quality and dimensional accuracy.



SD900

Reduced speed fluctuations and smoother motion enhance the quality of the final product.



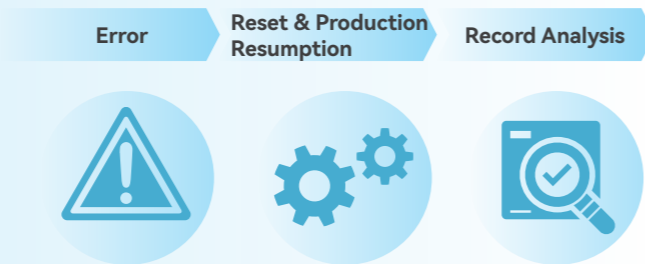
Remote Debug via Wi-Fi

Optional Wi-Fi debugging module allowing for remote modification and parameter optimization.



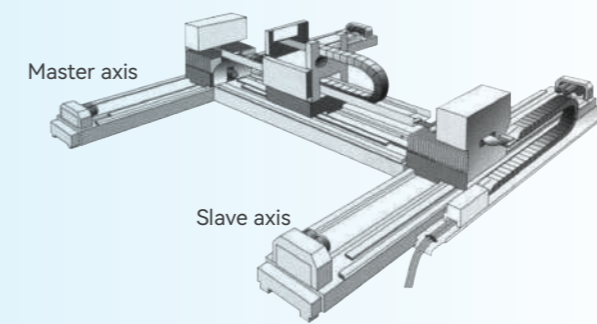
Black Box

The pre-configured black box function with alarm data storage facilitating immediate on-site recovery and subsequent engineering analysis of parameters and waveforms.



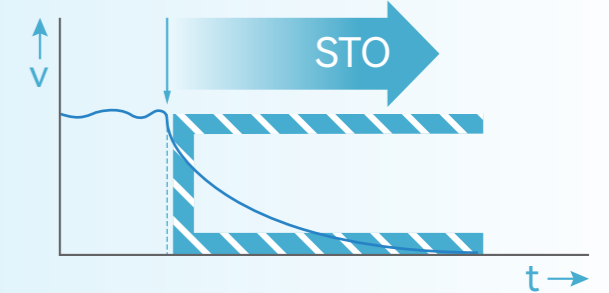
Gantry Support

Master-slave drive control scheme, with two axes communicating via a high-speed bus.



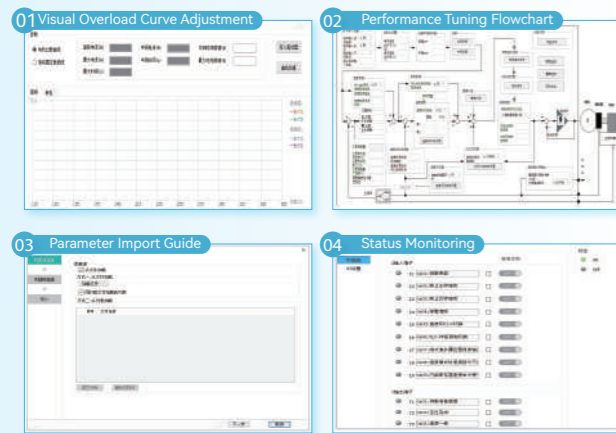
STO (Safety Torque Off)

When the STO function is activated via the terminal, the drive enters a state under which the drive ceases to supply energy required for motor movement, causing motor coasting stop, all compliant with IEC 61508-1 SIL-3 standards.



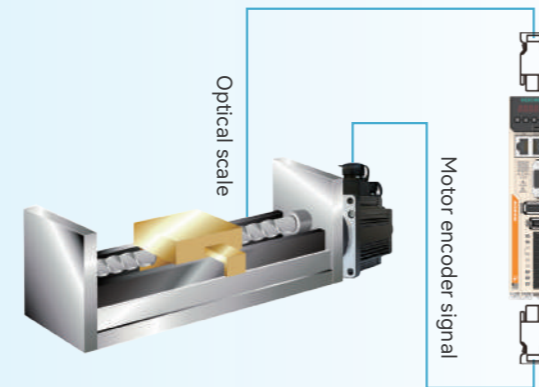
New Servo Software

Various features packed for effortless operation.



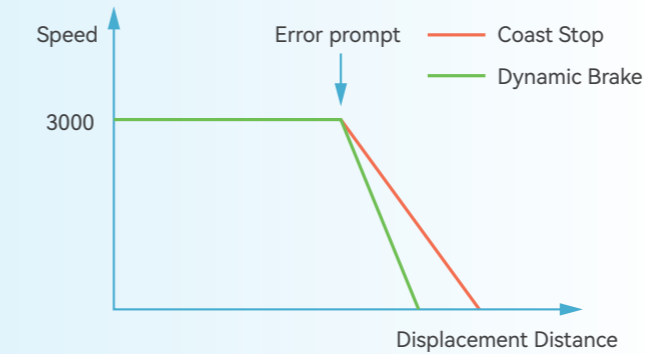
Fully Closed-loop Mode

An external secondary encoder or linear scale available for all models to reduce errors caused by mechanical transmission backlash and improve positioning accuracy.



Dynamic Brake (DB)

Instantly PWM output halt during equipment faults to ensure safety.




Full Certifications

Compliance with CE, UL, EAC and other international standards.




Reduced Volume

Smaller hardware and structural design by 25%.



Battery-free Multiturn Absolute Encoder

Supports motors with mechanical absolute encoders, retaining position data without backup batteries.



Servo Drive Naming Rules

Item	Pulse			EtherCAT		
	Full-featured model SD950	Standard model SD930	General-purpose model SD910	Full-featured model SD950	Standard model SD930	General-purpose model SD910
Frequency Dividing Output	✓	✓	/	✓	/	/
2nd Encoder Interface	✓	/	/	✓	/	/
Dynamic Brake (DB)	✓	✓	/	✓	✓	/
RS485	✓	✓	✓	×	/	/
AI	2	/	/	Non-standard	/	/
AO	1	/	/	Non-standard	/	/
STO	Optional (-FS)		/	Optional (-FS)		/
24V Aux. Power Supply	Optional (-BP)					

* "/" indicates that this function is not supported.

Drive Power and Case Type

Case/Item	SIZE A	SIZE B	SIZE C		SIZE D	
Power	3R3A/400W	5R5A/750W	7R6A/1.0kW	9R5A/1.5kW	120A/2.0kW	160A/3.0kW
Main circuit power supply	Single-phase 220Vac~240Vac, -15%~10%, 50Hz/60Hz				Three-phase 220Vac~240Vac, -15%~10%, 50Hz/60Hz	
Continuous output current	3.3A	5.5A	7.6A	9.5A	12.0A	16.0A
Instantaneous output current	11.55A	14.85A	20.5A	22.8A	36.0A	36.8A
Overload multiplier	3.5	2.7	2.7	2.4	3	2.3

Case/Item	SIZE C		SIZE D		SIZE E		
Power	3R8D/1.0kW	6R0D/1.5kW	8R4D/2.0kW	110D/3.0kW	170D/4.4kW	240D/5.5kW	300D/7.5kW
Main circuit power supply	Three-phase 380Vac~440Vac, -15%~10%,50Hz/60Hz						
Continuous output current	3.8A	6.0A	8.4A	11.0A	17.0A	24.0A	30.0A
Instantaneous output current	10.26A	17.4A	24.26A	25.3A	39.1A	55.2A	69.0A
Overload multiplier	2.7	2.9	2.9	2.3	2.3	2.3	2.3

Naming Rules

SD910 - 3R3 A - P A A - FS

Product Series:
 SD910: General-purpose model
 SD930: Standard model
 SD950: Full-featured model
 SD970: Direct-driven model

Rated Current:
 3.3A~30A

Rated Voltage:
 A: AC 220V
 D: AC 380V

Drive Type
 P: Pulse
 E: EtherCAT encoder

Encoder Type
 FS: STO function
 BP: 24V auxiliary power supply

2nd Encoder Type
 Blank: No encoder
 P: ABZ incremental encoder
 B: BISS-C encoder
 A: Absolute encoder

Encoder Type
 A: Absolute encoder
 B: BISS-C encoder

Ordering Guide

Product Series	Model	Material No.
SD910-PA	SD910-3R3A-PA	9120500000
	SD910-5R5A-PA	9120500002
	SD910-7R6A-PA	9120500009
	SD910-9R5A-PA	9120500008
	SD910-3R8D-PA	9120500006
	SD910-6R0D-PA	9120500004
SD910-EA	SD910-3R3A-EA	9120500017
	SD910-5R5A-EA	9120500014
	SD910-7R6A-EA	9120500021
	SD910-9R5A-EA	9120500020
	SD910-3R8D-EA	9120500023
	SD910-6R0D-EA	9120500022

Product Series	Model	Material No.
SD930-PA	SD930-3R3A-PA	9120510000
	SD930-5R5A-PA	9120510004
	SD930-7R6A-PA	9120510045
	SD930-9R5A-PA	9120510047
	SD930-120A-PA	9120510025
	SD930-160A-PA	9120510021
	SD930-3R8D-PA	9120510012
	SD930-6R0D-PA	9120510008
	SD930-8R4D-PA	9120510053
	SD930-110D-PA	9120510052
SD930-EA	SD930-170D-PA	9120500028
	SD930-240D-PA	9120510037
	SD930-300D-PA	9120510041
	SD930-3R3A-EA	9120510048
	SD930-5R5A-EA	9120510049
	SD930-7R6A-EA	9120510029

Product Series	Model	Material No.
SD930-EA	SD930-9R5A-EA	9120510031
	SD930-120A-EA	9120510027
	SD930-160A-EA	9120510023
	SD930-3R8D-EA	9120510019
	SD930-6R0D-EA	9120510017
	SD930-8R4D-EA	9120510050
	SD930-110D-EA	9120510051
	SD930-170D-EA	9120510035
	SD930-240D-EA	9120510039
	SD930-300D-EA	9120510043

* For SD950 series, please contact the manufacturer for details.

Drive Specification

Item		Specification	
Control Mode		IGBT PWM output with sine wave current	
Feedback	Rotary motor encoder	17-bit, 23-bit, 25-bit Multi-turn absolute encoder	
Operating Ambient Condition	Working temperature	-5°C~55°C (derate by 2% per °C above 40°C)	
	Storage temperature	-20°C~85°C	
	Working humidity	< 95%RH (No condensation or freezing)	
	Storage humidity	< 95%RH (No condensation or freezing)	
	Vibration resistance	4.9m/s ²	
	Impact resistance	19.6m/s ²	
	IP	IP20 (IP00 for terminals)	
	Cleanliness		No corrosive gases or flammable gases
			No splashing of water, oil, or chemicals
	Altitude	< 1000m (Derating between 1000m~2000m)	
Others	No thermal electrical interference, strong electric fields, strong magnetic fields, radioactivity, etc.		
Standards		EN 61800-5-1:2007+A11:2021, EN 61800-3:2023	
Mounting		Base mounting for all models	
Performance	Speed regulation range	1:7000 (The lower limit of this range is the value of rated torque load without stopping)	
	Speed fluctuation rate	Load-based	< ±0.01 of rated speed (Load fluctuation: 0%~100%)
		Voltage-based	0% of rated speed (Rated voltage ±10%)
		Temperature-based	< ±0.1% or less of rated speed (Temperature fluctuation: 25±25°C)
Torque regulation accuracy	±1%		
Soft Start Time		0~30s (Separate ACC/DEC setting)	
Communication	Host controller	Communication method: RS485, EtherCAT Axis address: Parameter setting	
	USB communication	Device: PC Type: Type-C	
Display		CHARGE indicator	
Keypad		Key switch *4	
I/O Signal	Encoder divided pulse output	ABZ-phase 4x frequency output	
		Working voltage range: 24V±20% DC Input No.: 8(Pulse model) , 5(EtherCAT model) Input method: Common-collector and common-emitter Servo ON (S-ON) Proportional Control (P-CON) Homing Deceleration (/DEC) Positive Overtravel (P-OT), Negative Overtravel (N-OT) Alarm Reset (/ALM-RST) Torque Limit (/TLC) Speed Direction (/SPD-D) Internal Speed Selection (/SPD-A, /SPD-B) Control Selection (/C-SEL) Zero Clamp (/ZCLAMP) Pulse Inhibit (/INHIBIT) Pole Detection (/P-DET) Gain Selection (/G-SEL) Pulse Multiplier Selection (/PSEL)	
	Sequential control input signal	Assignable input signals(Positive/negative logic can be changed)	

Item		Specification			
I/O Signal	Fixed output	Working voltage range: 5V~30V DC Output No.: 5(Pulse model) , 3(EtherCAT model) Output signal: Servo Alarm (ALM)			
		Working voltage range: 5V~30V DC Output No.: 3 Output method: Photocoupler (Isolated) Position Coincidence (/COIN) Torque ON (/TGON) Servo Ready (/S-RDY) Current/Torque Limit (/CLT) Speed Limit (/VLT) Brake (/BK) Warning (/WARN) Position Near (/NEAR)			
	Sequential control output signal	Assignable output signals (Positive/negative logic can be changed)			
		Dynamic Brake	ON when main circuit power/servo drive is OFF or servo alarm/overtravel occurs		
		Regenerative Processing	Built-in, see "Brake Resistor" section for details		
		OT Protection	DB, deceleration stop, or coasting stop at /P-OT or /N-OT signal		
		Protection Functions	Against overcurrent, overvoltage, undervoltage, overload, regeneration error, etc.		
		Auxiliary Functions	Gain regulation, error history, Jog operation, home search, etc.		
		Control	Position control	Feedforward compensation	0%~100%
				Position coincidence range	0~1073741824(reference unit)
Input signal	Pulse pattern			Direction + Pulse, CW + CCW, or Quadrature A/B Phase	
	Reference pulse			Differential or open collector	
	Max. frequency		Differential: Direction + Pulse, CW + CCW, or Quadrature A/B Phase 4M Open collector: Direction + Pulse, CW + CCW 200K		
Multiplier	1~100				
Clear signal	To clear the position deviation				
Speed control	Soft start time		0s~30s (Separate ACC/DEC setting)		
	Input signal		Reference voltage	Maximum voltage: ±10V (positive reference for forward operation) Rated torque at 6V DC Gain changeable	
			Impedance	Approx. 14kΩ	
	Internal speed	Circuit sampling time	30μs		
Direction selection		By /SPD-A, /SPD-B			
Torque control	Input signal	Speed selection	By /SPD-D		
			Stop or switch to other control mode when both are invalid		
	Input signal	Reference voltage	Maximum voltage: ±10V (positive reference for forward operation) Rated torque at 3V DC Gain changeable		
		Impedance	Approx. 14kΩ		
Circuit sampling time	16μs				

Drive-Motor Matching Table

220V

Servo Drive	V7E Motors	V9E Motors
SD9*0-3R3A-**	V7E-*06A-R4030-** V7E-L06A-R6030-** V7E-L04A-R1030-** V7E-L04A-R2030-**	V9E-L04A-R1030-** V9E-*06A-R2030-** V9E-*06A-R4030-** V9E-*06A-R6030-**
SD9*0-5R5A-**	V7E-*08A-R7530-** V7E-*08A-1R030-** V7E-M13A-1R020-**	V9E-L10A-1R030-** V9E-*08A-R7530-** V9E-M13A-1R020-** V9E-M13A-R8515-**
SD9*0-7R6A-**	V7E-M11A-1R230-** V7E-M11A-1R530-** V7E-M13A-1R520-**	V9E-*08A-1R030-** V9E-C08A-2R030-*1 V9E-L13A-1R530-** V9E-M11A-1R230-** V9E-M11A-1R530-** V9E-M13A-1R520-**
SD9*0-9R5A-**	V7E-M11A-1R830-** V7E-M13A-1R315-** V7E-M13A-1R520-** V7E-M13A-2R020-**	V9E-L10A-1R530-** V9E-L13A-2R030-** V9E-M11A-1R830-** V9E-M13A-2R020-** V9E-M13A-1R315-**
SD9*0-120A-**	V7E-M18A-2R915-**	V9E-L10A-2R030-** V9E-M13A-1R815-** V9E-M18A-2R915-**
SD9*0-160A-**	V7E-M13A-3R020-** V7E-M18A-4R415-**	V9E-L10A-2R530-** V9E-M13A-3R020-** V9E-M13A-2R315-**

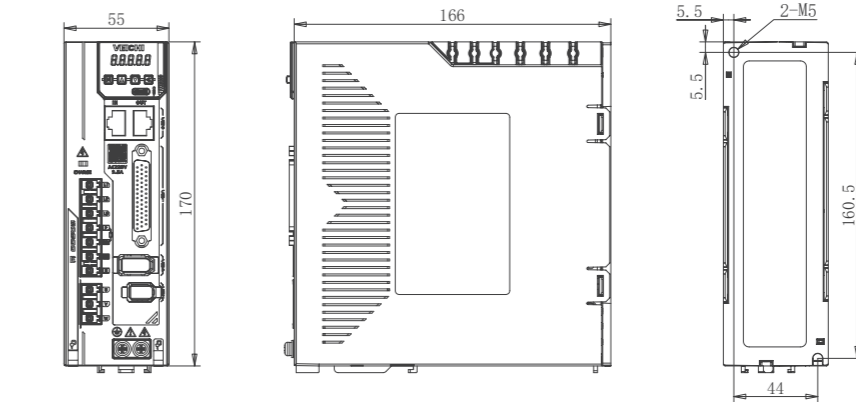
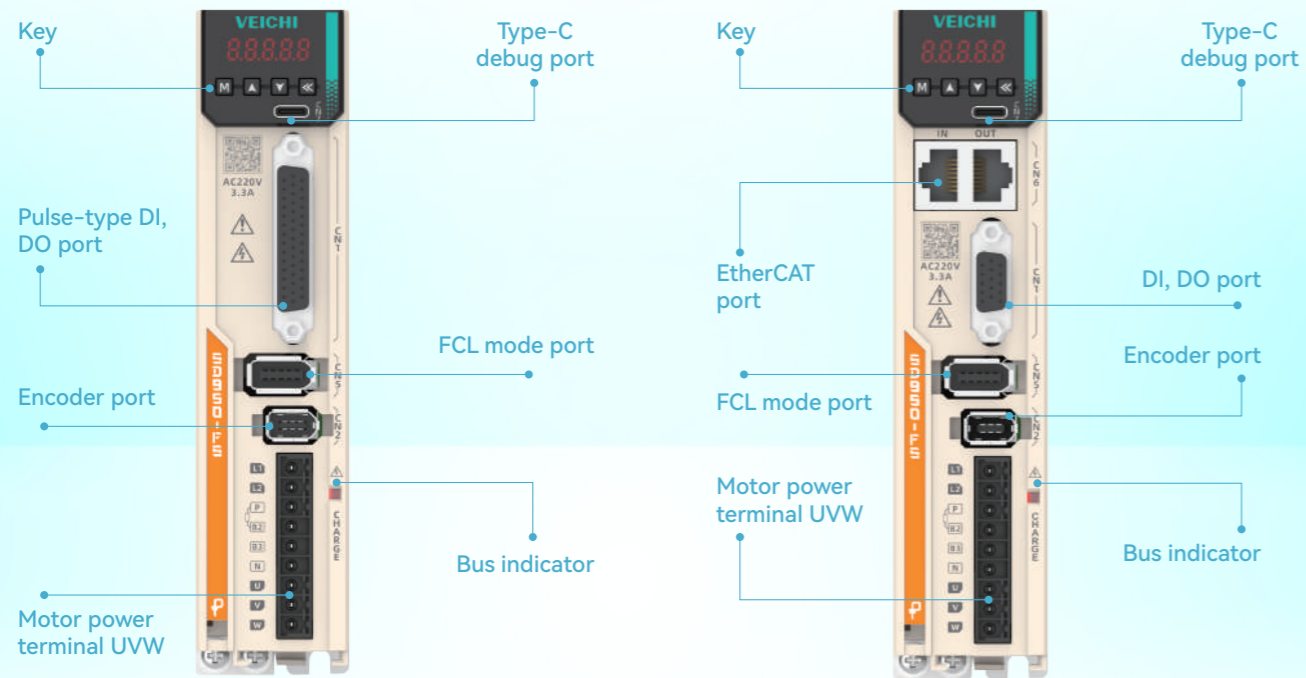
**Certain parameters, such as drive communication protocols, motor inertia, or encoder types will not affect motor-drive compatibility.

380V

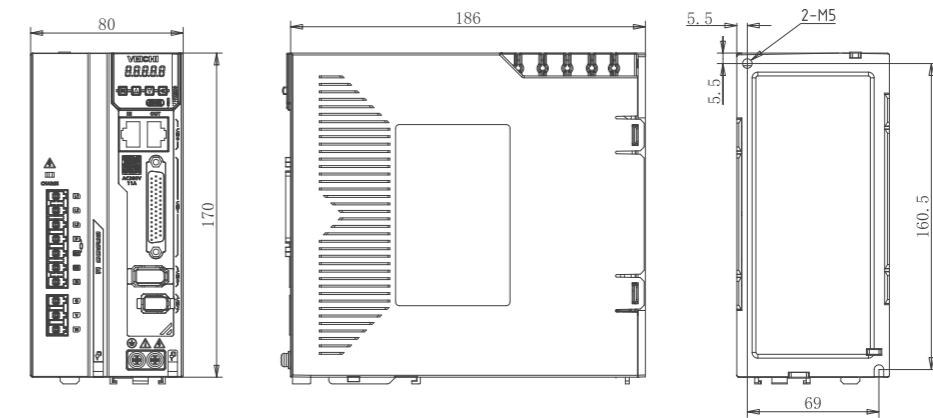
Servo Drive	V7E Motors	V9E Motors
SD9*0-3R8D-**	V7E-M13D-1R020-**	V9E-L10D-1R030-** V9E-M11D-1R230-** V9E-M13D-1R020-** V9E-M13D-R8515-**
SD9*0-6R0D-**	V7E-M13D-1R520-** V7E-M13D-1R315-** V7E-M13D-2R020-**	V9E-L10D-1R530-** V9E-M11D-1R830-** V9E-L10D-2R030-** V9E-M13D-1R520-** V9E-L13D-1R530-** V9E-M13D-2R020-** V9E-L13D-2R030-** V9E-M13D-1R315-** V9E-M11D-1R530-**
SD9*0-8R4D-**	V7E-M13D-3R020-** V7E-M18D-2R915-**	V9E-L10D-2R530-** V9E-M13D-1R815-** V9E-L13D-3R030-** V9E-M13D-2R315-** V9E-M13D-3R020-** V9E-M18D-2R915-**
SD9*0-110D-**	V7E-M18D-4R415-**	V9E-L13D-4R030-** V9E-M13D-2R315-** V9E-M18D-4R415-**
SD9*0-170D-**	V7E-M18D-5R515-** V7E-M18D-7R515-**	V9E-L13D-5R030-** V9E-M18D-4R020-** V9E-M18D-5R515-**
SD9*0-240D-**	VM7-M20D-01115-D1FNS VM7-M20D-01115-D2FN	V9E-M18D-6R020-** V9E-M18D-7R515-**
SD9*0-300D-**	VM7-M20D-01515-D1FNS VM7-M20D-01515-D2FN	V9E-M18D-7R520-**

**Certain parameters, such as drive communication protocols, motor inertia, or encoder types will not affect motor-drive compatibility.

Drive Interface Description

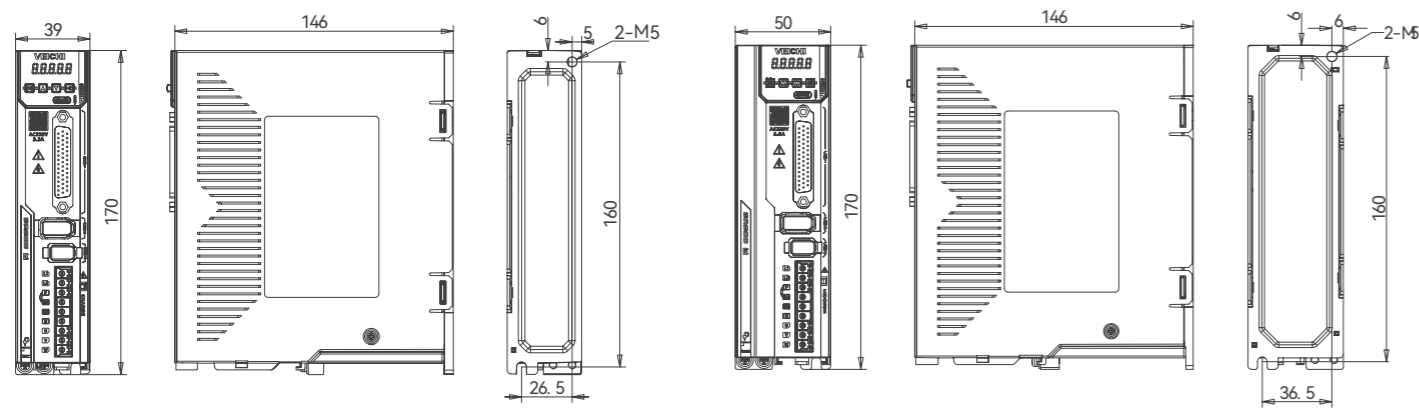


SIZE C



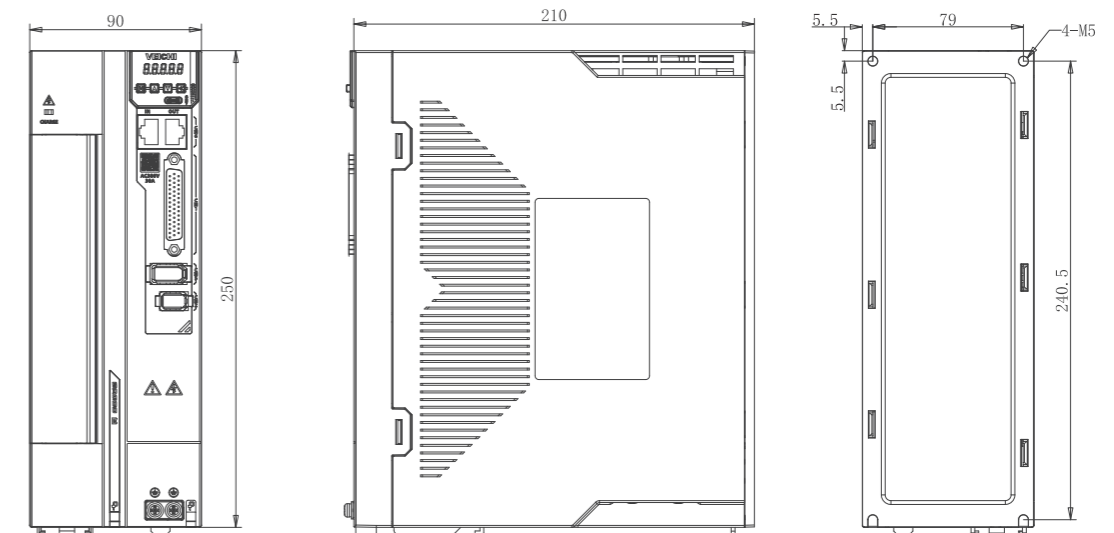
SIZE D

Drive Installation Dimensions



SIZE A

SIZE B



SIZE E

V9E Servo Motor Naming Rules

V9E-L 06 A-R40 30-D 1 C

Product Series

V9E: Product Series

Inertia Level

C: Ultra low
L: Low
M: Medium
H: High

Flange

04: 40mm
06: 60mm
13: 130mm
So as the other codes

Rated Voltage

A: 220V AC
D: 380V AC

Rated Power

Rated power = Code × 1000 (see R as a decimal point)
Example: R40 for 400W, 1R5 for 1500W
So as the other codes

Latest Aviation Plugs

Brake/Axis Key/ Oil Seal Combination

No.	Axis Key		Brake		Oil Seal	
	With	W/O	W/O	With	W/O	With
1	•		•			•
2	•			•		•
3	•		•		•	
4	•			•	•	
5		•	•			•
6		•		•		•
7		•	•		•	
8		•		•	•	

Encoder Type

D : 23-bit multi-turn absolute encoder
R : 17-bit multi-turn absolute encoder
Q : 17-bit single-turn absolute encoder
J : 23-bit mechanical multi-turn encoder
W : 25-bit multi-turn absolute encoder

Rated Speed

Rated speed = Code × 100
Example: 30 for 3000rpm
So as the other codes

V9E Motor Specification

Model	Voltage (V)	Power (W)	Flange(mm)	Rated Torque (N·m)	Max. Torque (N·m)	Rated Current (A)	Max. Current (A)	Rated Speed (r/min)	Max. Speed (r/min)
V9E-C06A-R2030-**	220	200	60	0.64	2.24	1.6	5.6	3000	7000
V9E-C06A-R4030-**	220	400	60	1.27	4.45	2.7	9.5	3000	7000
V9E-C06A-R6030-**	220	600	60	1.9	6.65	3.3	11.6	3000	7000
V9E-C08A-R7530-**	220	750	80	2.4	8.4	4.8	16.8	3000	7000
V9E-C08A-1R030-**	220	1000	80	3.2	11.2	5.7	19.92	3000	7000
V9E-C08A-2R030-**	220	2000	80	6.4	19.2	7.7	23.1	3000	6000
V9E-L06A-R1030-**	220	100	60	0.32	1.12	1.1	3.85	3000	7000
V9E-L06A-R2030-**	220	200	60	0.64	2.24	1.5	4.25	3000	7000
V9E-L06A-R4030-**	220	400	60	1.27	4.45	2.5	8.75	3000	7000
V9E-L06A-R6030-**	220	600	60	1.9	6.65	3.3	11.6	3000	7000
V9E-L08A-R7530-**	220	750	80	2.4	8.4	4.3	15.05	3000	7000
V9E-L08A-1R030-**	220	1000	80	3.2	11.2	5.7	19.95	3000	7000
V9E-L10A-1R030-**	220	1000	100	3.2	9.6	5.3	15.9	3000	6000
V9E-L10D-1R030-**	380	1000	100	3.2	9.6	3.6	15.8	3000	6000
V9E-L10A-1R530-**	220	1500	100	4.8	14.4	8.0	24.0	3000	6000

Model	Voltage (V)	Power (W)	Flange(mm)	Rated Torque (N·m)	Max. Torque (N·m)	Rated Current (A)	Max. Current (A)	Rated Speed (r/min)	Max. Speed (r/min)
V9E-L10D-1R530-**C	380	1500	100	4.8	14.4	4.6	13.8	3000	6000
V9E-L10A-2R030-**C	220	2000	100	6.4	19.2	10.3	30.9	3000	6000
V9E-L10D-2R030-**C	380	2000	100	6.4	19.2	5.9	17.7	3000	6000
V9E-L10A-2R530-**C	220	2500	100	8.0	24.0	13.2	39.6	3000	6000
V9E-L10D-2R530-**C	380	2500	100	8.0	24.0	7.5	22.5	3000	6000
V9E-L13A-1R530-**C	220	1500	130	4.8	14.4	7.5	22.5	3000	5000
V9E-L13D-1R530-**C	380	1500	130	4.8	14.4	5.3	15.9	3000	5000
V9E-L13A-2R030-**C	220	2000	130	6.4	19.2	9.3	27.9	3000	5000
V9E-L13D-2R030-**C	380	2000	130	6.4	19.2	5.8	17.4	3000	5000
V9E-L13D-3R030-**C	380	3000	130	9.6	28.8	8.3	24.9	3000	5000
V9E-L13D-4R030-**C	380	4000	130	12.7	38.1	11	33	3000	5000
V9E-L13D-5R030-**C	380	5000	130	15.9	47.7	16.1	48.3	3000	5000
V9E-M11A-1R230-**C	220	1200	110	3.8	11.4	6.3	18.9	3000	5000
V9E-M11D-1R230-**C	380	1200	110	3.8	11.4	3.7	11.1	3000	5000
V9E-M11A-1R530-**C	220	1500	110	4.8	14.4	7.6	22.8	3000	5000
V9E-M11D-1R530-**C	380	1500	110	4.8	14.4	4.5	13.5	3000	5000
V9E-M11A-1R830-**C	220	1800	110	5.7	17.1	9.3	27.9	3000	5000
V9E-M11D-1R830-**C	380	1800	110	5.7	17.1	5.5	16.5	3000	5000
V9E-M13A-1R020-**C	220	1000	130	4.8	14.4	4.9	14.7	2000	4000
V9E-M13D-1R020-**C	380	1000	130	4.8	14.4	3.5	10.5	2000	4000
V9E-M13A-1R520-**C	220	1500	130	7.2	21.6	7.5	22.5	2000	4000
V9E-M13D-1R520-**C	380	1500	130	7.2	21.6	5.4	16.2	2000	4000
V9E-M13A-2R020-**C	220	2000	130	9.6	28.8	9.4	28.2	2000	4000
V9E-M13D-2R020-**C	380	2000	130	9.6	28.8	5.5	16.5	2000	4000
V9E-M13A-3R020-**C	220	3000	130	14.3	42.9	15.5	46.5	2000	4000
V9E-M13D-3R020-**C	380	3000	130	14.3	42.9	8.3	24.9	2000	4000
V9E-M18D-4R020-**C	380	4000	180	19.1	47.75	14.7	36.8	2000	4000
V9E-M18D-6R020-**C	380	6000	180	28.7	71.75	24.0	53.0	2000	4000
V9E-M18D-7R520-**C	380	7500	180	35.81	89.53	24.7	61.75	2000	4000
V9E-M13A-R8515-**C	220	850	130	5.4	16.3	5.4	16.2	1500	4000
V9E-M13D-R8515-**C	380	850	130	5.4	16.3	3.8	11.4	1500	4000
V9E-M13A-1R315-**C	220	1300	130	8.3	24.9	9.2	27.6	1500	4000
V9E-M13D-1R315-**C	380	1300	130	8.3	24.9	5.9	17.7	1500	4000
V9E-M13A-1R815-**C	220	1800	130	11.5	34.5	11.8	35.4	1500	4000
V9E-M13D-1R815-**C	380	1800	130	11.5	34.5	8.2	24.6	1500	4000
V9E-M13A-2R315-**C	220	2300	130	14.6	43.8	15.8	47.7	1500	4000
V9E-M13D-2R315-**C	380	2300	130	14.6	43.8	8.2	24.6	1500	4000
V9E-M18A-2R915-**C	220	2900	180	18.5	46.25	12	36	1500	4000
V9E-M18D-2R915-**C	380	2900	180	18.5	46.25	8.3	20.75	1500	4000
V9E-M18D-4R415-**C	380	4400	180	28	70	10.9	27.25	1500	3000
V9E-M18D-5R515-**C	380	5500	180	35	87.5	15	37.5	1500	3000
V9E-M18D-7R515-**C	380	5500	180	47.8	119.5	17	42.5	1500	3000

V7E Servo Motor Naming Rules

V7E - L 06 A - R40 30 - D 1 □

Product Series

V7E
VM7

Inertia Level

L: Low
M: Medium
H: High

Flange

04: 40mm 18: 180mm
06: 60mm 20: 200mm
08: 80mm 26: 260mm
11: 110mm 32: 320mm
13: 130mm 40: 400mm

Rated Voltage

A: 220V AC
D: 400V AC

Rated Power

Code	Power	Code	Power	Code	Power	Code	Power
R05	50W	1R2	1.2kW	4R4	4.4kW	037	37kW
R10	100W	1R3	1.3kW	5R5	5.5kW	045	45kW
R20	200W	1R5	1.5kW	7R5	7.5kW	055	55kW
R40	400W	1R8	1.8kW	011	11kW	075	75kW
R60	600W	2R0	2.0kW	015	15kW	090	90kW
R75	750W	2R3	2.3kW	020	20kW	110	110kW
R85	850W	2R9	2.9kW	022	22kW	150	150kW
1R0	1.0kW	3R0	3.0kW	030	30kW	200	200kW

Product Management Code

No.	Axis Key		Oil Seal		Brake	
	W/O	With	With	W/O	With	W/O
1		•	•			•
2		•	•		•	

Encoder Type

D: 23-bit multi-turn optical encoder
Q: 17-bit single-turn magnetic encoder
R: 17-bit multi-turn magnetic encoder
S: 20-bit multi-turn absolute encoder with double slider coupling

Rated Speed(RPM)

15: 1500
20: 2000
25: 2500
30: 3000

Motor Brake Power Table (Estimated):

Flange	Brake Power
40	7W
60	10W
80	15W
110	15W
130	20W
180	30W



V7E Servo Motor Technical Specifications (General-purpose)

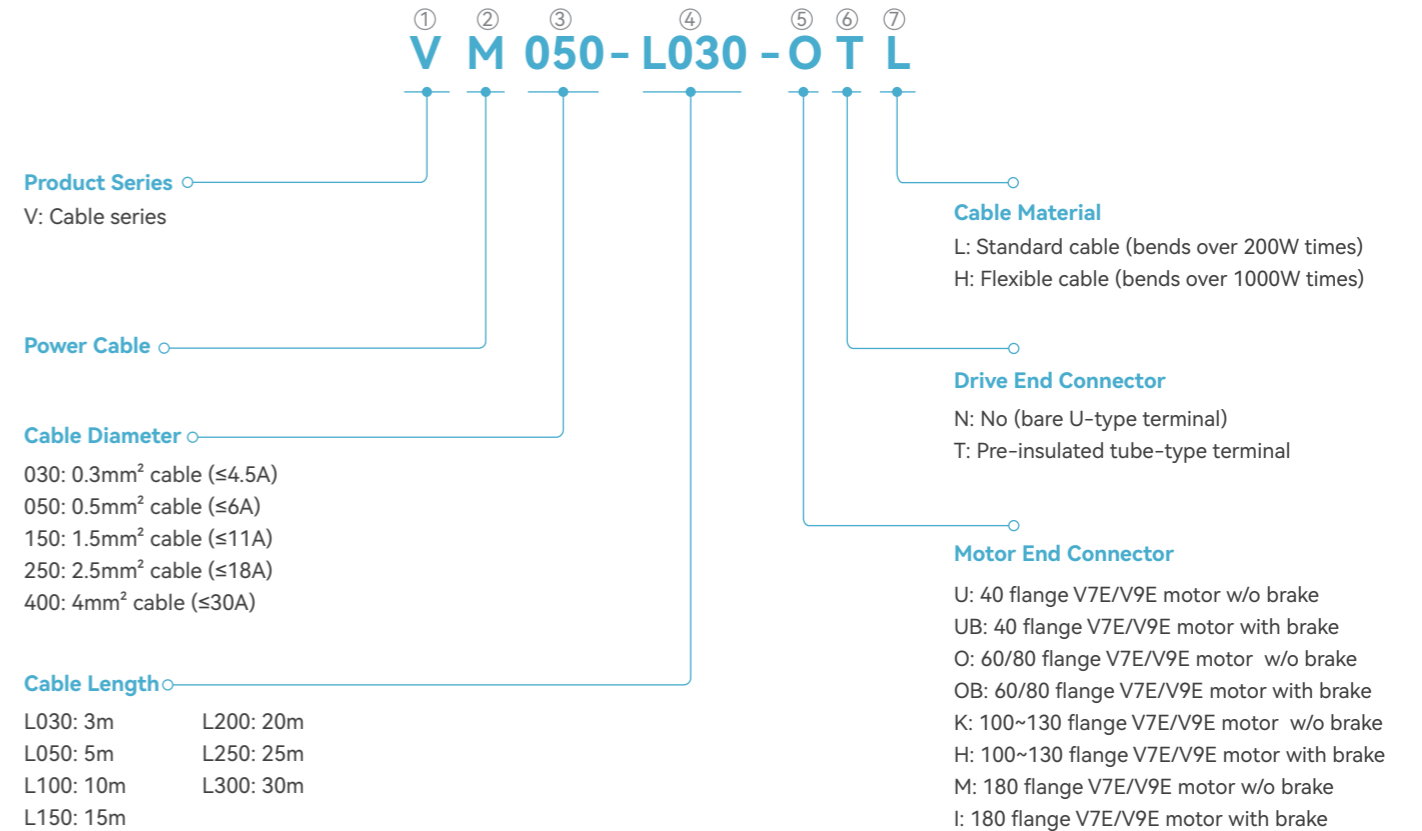
Model	Voltage (V)	Power (W)	Rated Torque (N·m)	Max Torque (N·m)	Rated Speed (r/min)	Max. speed (r/min)	Rated Current (A)	Max. Current (A)	Moment of Inertia(kg·cm ²)
V7E-L04A-R1030-□1	220	100	0.32	0.96	3000	6000	1	3	0.051
V7E-L04A-R1030-□2	220	100	0.32	0.96	3000	6000	1	3	0.052
V7E-L06A-R2030-□1	220	200	0.64	1.92	3000	6000	1.7	5.1	0.18
V7E-L06A-R2030-□2	220	200	0.64	1.92	3000	6000	1.7	5.1	0.2
V7E-L06A-R4030-□1	220	400	1.27	3.81	3000	6000	2.6	7.8	0.34
V7E-L06A-R4030-□2	220	400	1.27	3.81	3000	6000	2.6	7.8	0.36
V7E-M06A-R4030-□1	220	400	1.27	3.81	3000	6000	2.6	7.8	0.67
V7E-M06A-R4030-□2	220	400	1.27	3.81	3000	6000	2.6	7.8	0.69
V7E-L06A-R6030-□1	220	600	1.91	5.73	3000	5000	3.3	9.9	0.51
V7E-L06A-R6030-□2	220	600	1.91	5.73	3000	5000	3.3	9.9	0.53
V7E-L08A-R7530-□1	220	750	2.38	7.14	3000	6000	4.6	13.8	1.02
V7E-L08A-R7530-□2	220	750	2.38	7.14	3000	6000	4.6	13.8	1.13
V7E-M08A-R7530-□1	220	750	2.38	7.14	3000	6000	4.6	13.8	2.3
V7E-M08A-R7530-□2	220	750	2.38	7.14	3000	6000	4.6	13.8	2.41
V7E-L08A-1R030-□1	220	1000	3.18	9.54	3000	5000	5	16.5	1.34
V7E-L08A-1R030-□2	220	1000	3.18	9.54	3000	5000	5	16.5	1.45
V7E-M11A-1R230-□1	220	1200	3.82	11.46	3000	5000	6.3	18.9	4.91
V7E-M11A-1R230-□2	220	1200	3.82	11.46	3000	5000	6.3	18.9	5.52
V7E-M11A-1R530-□1	220	1500	4.78	14.34	3000	5000	7.6	22.8	6.1
V7E-M11A-1R530-□2	220	1500	4.78	14.34	3000	5000	7.6	22.8	6.71
V7E-M11A-1R830-□1	220	1800	5.73	17.19	3000	5000	9.3	27.9	7.28
V7E-M11A-1R830-□2	220	1800	5.73	17.19	3000	5000	9.3	27.9	7.89
V7E-M13A-1R020-□1	220	1000	4.78	14.34	2000	3000	4.9	14.7	10.51
V7E-M13A-1R020-□2	220	1000	4.78	14.34	2000	3000	4.9	14.7	12.65
V7E-M13A-1R520-□1	220	1500	7.16	21.48	2000	3000	7.1	21.3	14.85
V7E-M13A-1R520-□2	220	1500	7.16	21.48	2000	3000	7.1	21.3	16.99
V7E-M13A-2R020-□1	220	2000	9.55	28.65	2000	3000	9.4	28.2	20.63
V7E-M13A-2R020-□2	220	2000	9.55	28.65	2000	3000	9.4	28.2	22.77
V7E-M13A-3R020-□1	220	3000	14.33	42.99	2000	3000	14	42	36.38
V7E-M13A-3R020-□2	220	3000	14.33	42.99	2000	3000	14	42	38.52
V7E-M18A-2R915-□1	220	2900	18.46	46.15	1500	2000	12	30	49.56
V7E-M18A-2R915-□2	220	2900	18.46	46.15	1500	2000	12	30	56.05
V7E-M18A-4R415-□1	220	4400	28.01	70.025	1500	1800	16	40	68.9
V7E-M18A-4R415-□2	220	4400	28.01	70.025	1500	1800	16	40	75.39
V7E-M13D-1R020-□1	380	1000	4.78	14.34	2000	3000	3.2	9.6	10.51
V7E-M13D-1R020-□2	380	1000	4.78	14.34	2000	3000	3.2	9.6	12.65
V7E-M13D-1R520-□1	380	1500	7.16	21.48	2000	3000	4.4	13.2	14.85
V7E-M13D-1R520-□2	380	1500	7.16	21.48	2000	3000	4.4	13.2	16.99
V7E-M13D-2R020-□1	380	2000	9.55	28.65	2000	3000	5.5	16.5	20.63
V7E-M13D-2R020-□2	380	2000	9.55	28.65	2000	3000	5.5	16.5	22.77
V7E-M13D-3R020-□1	380	3000	14.33	42.99	2000	3000	8.3	24.9	36.38
V7E-M13D-3R020-□2	380	3000	14.33	42.99	2000	3000	8.3	24.9	38.52
V7E-M18D-2R915-□1	380	2900	18.46	46.15	1500	2000	7.1	17.8	49.56
V7E-M18D-2R915-□2	380	2900	18.46	46.15	1500	2000	7.1	17.8	56.05
V7E-M18D-4R415-□1	380	4400	28.01	70.025	1500	2000	10.9	27.3	68.9
V7E-M18D-4R415-□2	380	4400	28.01	70.025	1500	2000	10.9	27.3	75.39
V7E-M18D-5R515-□1	380	5500	35.02	87.55	1500	2000	13.4	33.5	110.11
V7E-M18D-5R515-□2	380	5500	35.02	87.55	1500	2000	13.4	33.5	116.6
V7E-M18D-7R515-□1	380	7500	47.75	119.3	1500	2000	17	42.5	156.61
V7E-M18D-7R515-□2	380	7500	47.75	119.3	1500	2000	17	42.5	163.09

V7E Servo Motor Technical Specifications (Specific-purpose)

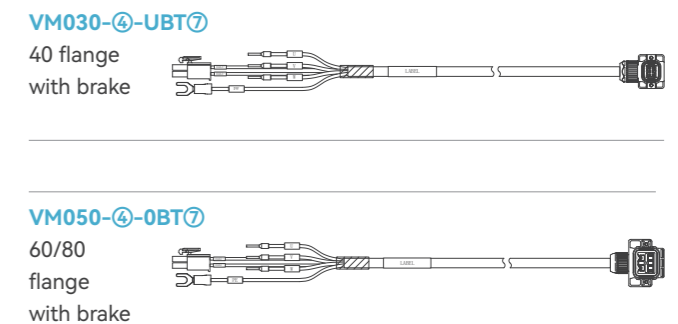
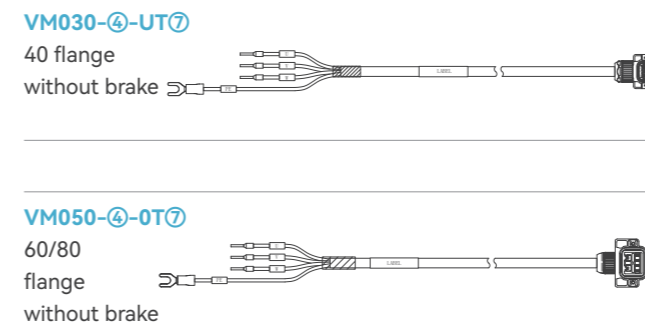
Model	Voltage (V)	Power (W)	Rated Torque (N·m)	Max Torque (N·m)	Rated Speed (r/min)	Max. speed (r/min)	Rated Current (A)	Max. Current (A)	Moment of Inertia(kg·cm ²)
V7E-L08A-R7520-□1L	220	750	3.58	10.74	2000	2500	2.8	8.4	1.34
V7E-L08A-R7520-□2L	220	750	3.58	10.74	2000	2500	2.8	8.4	1.45
V7E-L08A-R7530-□1L	220	750	2.38	7.14	3000	4000	3.1	9.3	1.02
V7E-L08A-R7530-□2L	220	750	2.38	7.14	3000	4000	3.1	9.3	1.13
V7E-M13A-R8515-□1	220	850	5.41	16.23	1500	3000	5.4	16.2	10.51
V7E-M13A-R8515-□2	220	850	5.41	16.23	1500	3000	5.4	16.2	12.65
V7E-M13A-R8515-□1B	220	850	5.41	16.23	1500	3000	5.4	16.2	10.51
V7E-M13A-R8515-□2B	220	850	5.41	16.23	1500	3000	5.4	16.2	12.65
V7E-M13A-1R815-□1	220	1800	11.46	34.38	1500	3000	10.9	32.7	20.63
V7E-M13A-1R815-□2	220	1800	11.46	34.38	1500	3000	10.9	32.7	22.77
V7E-M13A-1R815-□1B	220	1800	11.46	34.38	1500	3000	10.9	32.7	20.63
V7E-M13A-1R815-□2B	220	1800	11.46	34.38	1500	3000	10.9	32.7	22.77
V7E-M13A-1R315-□1	220	1300	8.28	24.84	1500	3000	8.2	24.6	14.85
V7E-M13A-1R315-□2	220	1300	8.28	24.84	1500	3000	8.2	24.6	16.99
V7E-M13A-2R315-□1	220	2300	14.64	43.92	1500	3000	14	42	29.27
V7E-M13A-2R315-□2	220	2300	14.64	43.92	1500	3000	14	42	31.41
V7E-M13A-2R315-□1L	220	2300	14.64	43.92	1500	2000	9.5	28.5	29.27
V7E-M13A-2R315-□2L	220	2300	14.64	43.92	1500	2000	9.5	28.5	31.41
V7E-M18A-2R915-□1H	220	2900	18.46	46.15	1500	3000	16	40	49.56
V7E-M18A-2R915-□2H	220	2900	18.46	46.15	1500	3000	16	40	56.05
V7E-M13D-R8515-□1B	380	850	5.41	16.23	1500	3000	3.3	9.9	10.51
V7E-M13D-R8515-□2B	380	850	5.41	16.23	1500	3000	3.3	9.9	12.65
V7E-M13D-R8515-□1	380	850	5.41	16.23	1500	3000	3.3	9.9	10.51
V7E-M13D-R8515-□2	380	850	5.41	16.23	1500	3000	3.3	9.9	12.65
V7E-M13D-1R315-□1	380	1300	8.28	24.84	1500	3000	4.8	14.4	14.85
V7E-M13D-1R315-□2	380	1300	8.28	24.84	1500	3000	4.8	14.4	16.99
V7E-M13D-1R815-□1B	380	1800	11.46	34.38	1500	3000	6.6	19.8	20.63
V7E-M13D-1R815-□2B	380	1800	11.46	34.38	1500	3000	6.6	19.8	22.77
V7E-M13D-1R815-□1	380	1800	11.46	34.38	1500	3000	6.6	19.8	20.63
V7E-M13D-1R815-□2	380	1800	11.46	34.38	1500	3000	6.6	19.8	22.77
V7E-M13D-2R315-□1L	380	2300	14.64	43.92	1500	2000	5.6	16.8	29.27
V7E-M13D-2R315-□2L	380	2300	14.64	43.92	1500	2000	5.6	16.8	31.41
V7E-M13D-2R315-□1	380	2300	14.64	43.92	1500	3000	8.4	25.2	29.27
V7E-M13D-2R315-□2	380	2300	14.64	43.92	1500	3000	8.4	25.2	31.41
V7E-M18D-2R915-□1H	380	2900	18.46	46.15	1500	3000	10.7	26.8	49.56
V7E-M18D-2R915-□2H	380	2900	18.46	46.15	1500	3000	10.7	26.8	56.05
V7E-M18D-4R415-□1H	380	4400	28.01	70.025	1500	3000	16.2	40.5	68.9
V7E-M18D-4R415-□2H	380	4400	28.01	70.025	1500	3000	16.2	40.5	75.39
V7E-M18D-5R515-□1H	380	5500	35.02	87.55	1500	3000	19	47.5	110.11
V7E-M18D-5R515-□2H	380	5500	35.02	87.55	1500	3000	19	47.5	116.6
V7E-M18D-5R515-□1BH	380	5500	35.02	87.55	1500	3000	19	47.5	110.11
V7E-M18D-5R515-□2BH	380	5500	35.02	87.55	1500	3000	19	47.5	116.6
V7E-M18D-7R515-□1H	380	7500	47.75	119.3	1500	3000	27.6	69	156.6
V7E-M18D-7R515-□2H	380	7500	47.75	119.3	1500	3000	27.6	69	163.09
V7E-M18D-7R515-□1BH	380	7500	47.75	119.3	1500	3000	27.6	69	156.6
V7E-M18D-7R515-□2BH	380	7500	47.75	119.3	1500	3000	27.6	69	163.09

Drive Cable

Power Cable Naming Rules



Motor Power Cables



VM150-④-KN⑦

VM250-④-KN⑦

100~130
flange
without brake



VM150-④-HN⑦

VM250-④-HN⑦

100~130
flange
with brake



VM250-④-MN⑦

VM400-④-MN⑦

180 flange
without brake



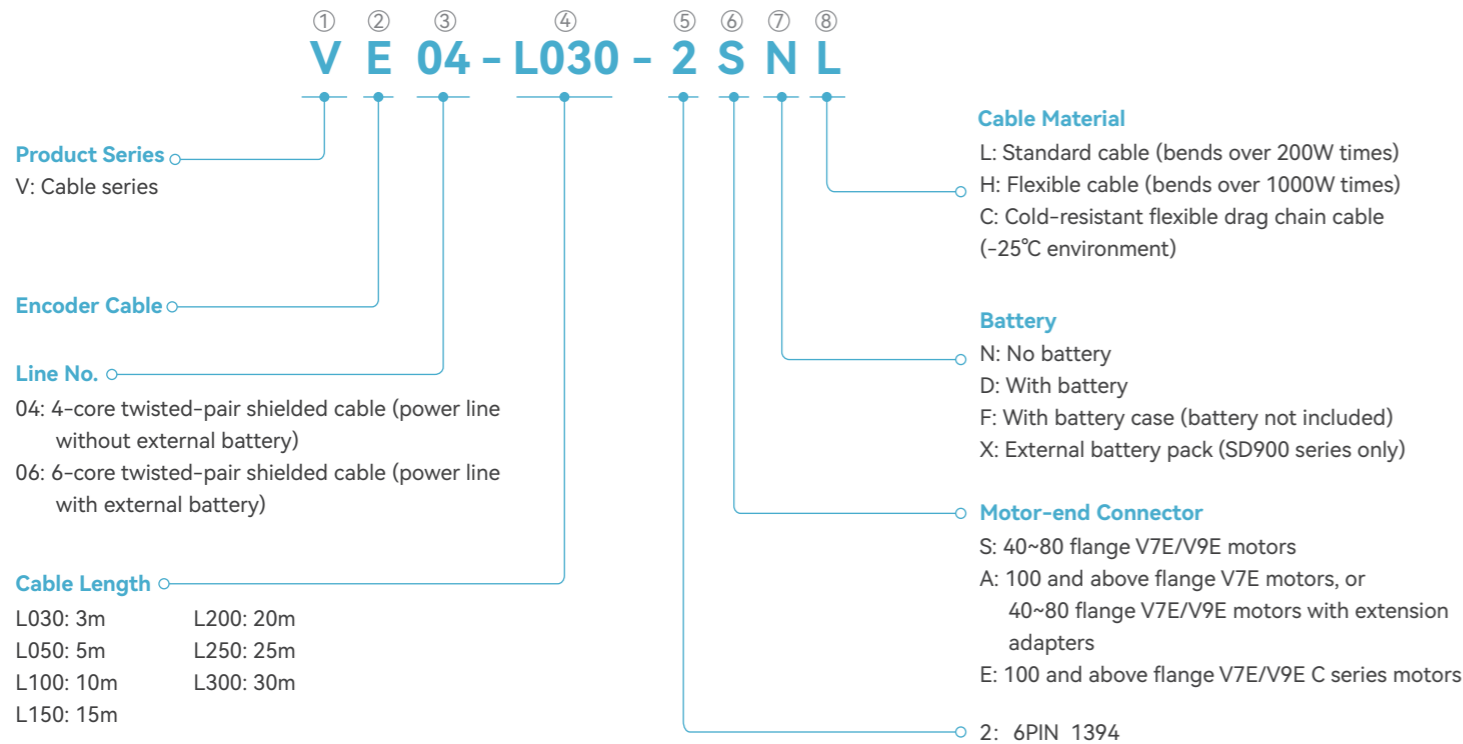
VM250-④-IN⑦

VM400-④-IN⑦

180 flange
with brake



Encoder Cable Naming Rules



Note: For 40~80 flange motors with cables exceeding 20 meters, it is recommended to use an extension adapter.

Encoder Cable

VE04-④-2SN⑧

40/60/80
flange
Single-turn
absolute encoder cable



VE06-④-2S⑦⑧

40/60/80
flange
Multi-turn
absolute encoder cable



VE04-④-2⑥N⑧

100 and above
flange
Single-turn
absolute encoder cable



VE06-④-2⑥⑦⑧

100 and above
flange
Multiple-turn
absolute encoder cable



V7E Motor Connector

Name	Material Code	Model	Comments
40~80 Flange Encoder Assembly	3010002303	VE00-L000-2SN	Includes: Motor encoder connector: CRS 6353-07SG4PA02 Drive encoder connector: 1394-6P
40 Flange Power Connector	3010002304	VM000-L000-UBN	Compatible with brake and non-brake versions. Includes: Motor power connector: 6353-06SG4AA01
60~80 Flange Power Connector	3010002305	VM000-L000-OBN	Compatible with brake and non-brake versions. Includes: Motor power connector: 6353-06SG4PA02
100~130 Flange Connector (Without Brake)	3010002904	SD700-MOTOR110130-C	Includes: Motor power connector: 3108A18-10S Motor encoder connector: 16M-9A Drive encoder connector: 1394-6P
100~130 Flange Connector (With Brake)	3010003308	SD700-BRA-MOTOR110/130-C	Includes: Motor power connector: 3108A20-18S Motor encoder connector: 16M-9A Drive encoder connector: 1394-6P
180 Flange Connector (Without Brake)	3010003271	SD700-MOTOR180E	Includes: Motor power connector: 3108A22-22S Motor encoder connector: 16M-9A Drive encoder connector: 1394-6P
180 Flange Connector (With Brake)	3010002567	SD700-BRA-MOTOR180E	Includes: Motor power connector: 3108A24-11S Motor encoder connector: 16M-9A Drive encoder connector: 1394-6P

V9E Motor Connector

Name	Material Code	Model	Comments
40~80 Flange Encoder Assembly	3010002303	VE00-L000-2SN	Includes: Motor encoder connector: CRS 6353-07SG4PA02 Drive encoder connector: 1394-6P
40 Flange Power Connector	3010002304	VM000-L000-UBN	Compatible with brake and non-brake versions. Includes: Motor power connector: 6353-06SG4AA01
60~80 Flange Power Connector	3010002305	VM000-L000-OBN	Compatible with brake and non-brake versions. Includes: Motor power connector: 6353-06SG4PA02
100~130 Flange Connector (Without Brake)	3010002662	SD700-MOTOR110130-C1	Includes: Motor power connector: 3108A18-10S Motor encoder connector: CMV1-SP10S Drive encoder connector: 1394-6P
100~130 Flange Connector (With Brake)	3010002667	SD700-BRA-MOTOR110/130-C1	Includes: Motor power connector: 3108A20-18S Motor encoder connector: CMV1-SP10S Drive encoder connector: 1394-6P
180 Flange Connector (Without Brake)	3020000005	SD700-MOTOR180-C	Includes: Motor power connector: 3108A22-22S Motor encoder connector: CMV1-SP10S Drive encoder connector: 1394-6P
180 Flange Connector (With Brake)	3020000006	SD700-BRA-MOTOR180-C	Includes: Motor power connector: 3108A24-11S Motor encoder connector: CMV1-SP10S Drive encoder connector: 1394-6P
Battery Box Kit	3010002858	VA-battery box (ER14505)	Absolute encoder cable battery box (battery included)

Drive Terminal

The following terminals/accessories are supplied as standard. Contact the manufacturer if any items are missing.

Name	Material Code	Model
C/D-size motor cable plug terminals	1290030234	F9AP-7.5-03P-A-0403
C/D-size power cable plug terminals	1290030235	F9AP-7.5-07P-A-0403
EtherCAT I/O connector housing	1280070210	DB-9P, hood with screws, black (metal cable clamp)
EtherCAT I/O connector	1280070209	DB15M, 180° solder type, plug – Jinling Electronics
C/D-size built-in braking resistor jumper	1300040248	NFD-009-02P
STO connector	1290030236	F7G-3.5-06P-A-0407
Secondary encoder connector	1280010364	6312F-10SG0MA01 1394-10P solder type
A/B-size power terminal plug terminals	1290030237	F9AP-5.0-09P-A-0402
B-size built-in braking resistor jumper	1300040247	NFD-008-02P
Pulse I/O connector	1280070208	DB44M, 180° solder type, plug – Jinling Electronics
Pulse I/O connector housing	1280070207	DB25 (HDB44), φ10, black (incl. 6 screws, 2 nuts, 4 clamps) – Jinling Electronics
E-size built-in braking jumper	1300040009	13mm U-bracket, M4, 4×9mm pitch

Research and Production

R&D and Technology Platforms

- > VEICHI has built a strong talent base of experienced professionals in China's industrial control sector. R&D professionals make up 35.08% of the company's workforce, and 77.96% of its technical staff hold a bachelor's degree or higher.
- > Guided by the R&D philosophy of "technology-driven innovation and continuous improvement," VEICHI remains customer-focused, delivering stable, reliable products and technical services that create lasting value for customers.
- > VEICHI invests approximately 10% of its annual revenue in R&D and has built a comprehensive testing platform covering EMC, safety, reliability, and product performance.
- > VEICHI has established close partnerships with leading universities and research institutions in China, and has developed key talent platforms including the Jiangsu Postdoctoral Innovation Practice Base and the Jiangsu Postgraduate Workstation.

Intelligent Manufacturing with End-to-End Automation

- > Driven by digital technologies, VEICHI integrates digitalization and intelligent manufacturing throughout the production cycle, from product development and production planning to manufacturing execution, achieving an annual output of 1.3675 million units.
- > VEICHI is equipped with multiple fully imported high-speed SMT placement lines, automated coating lines, DIP testing lines, robotic automation lines, assembly lines, and a wide range of intelligent manufacturing equipment.
- > VEICHI adopts a full-process quality management model combining three-stage inspection and proportional patrol inspection. With 100% automated inspection of all products, VEICHI ensures reliable electrical performance before shipment.
- > Powered by WMS, MES, and ERP systems, VEICHI assigns a unique code to every product, enabling full-process traceability and consistent quality control.



Service and Support

VEICHI Electric has established an integrated global service network through its innovative "Region + Industry" marketing strategy, which synergizes cross-sector resources and distribution channels to deliver comprehensive solutions. With permanent business and technical support teams strategically located across 23 major Chinese cities and overseas operations including Indian subsidiaries, the company is supported by an extensive network of 364 domestic and international distributors that ensure seamless market coverage. By consistently delivering superior product quality backed by professional technical support and service excellence, VEICHI Electric continues to enhance its global brand reputation while driving sustainable international growth through reliable, customer-centric solutions.

